



Student Affairs

ANNUAL REPORT

Reporting Dates: July 1, 2015 - June 30, 2016

Message from the Vice President

Greetings!

What a remarkable year for FAU and the Division of Student Affairs. FAU is number one in the State University System in terms of the Board of Governor's 10 performance based metrics. This incredible achievement, under the leadership of President Kelly, was a university wide collaborative effort that resulted in success, especially for our students. The University's strategic plan is in full implementation and I am excited that Student Affairs is playing an important part in several of the strategic platforms: Leadership, Diversity, & Healthy and Environmentally Sustainable Campus. In addition, we have enhanced our vision and mission statements as well as our core values. We have also developed a comprehensive framework to build a culture of evidence through assessment and learning outcomes. Lastly, the division continues to progress in fulfilling our ten goals.



Corey A. King, Ed.D.
Vice President
Division of Student Affairs



Dr. Claire Good
Associate VP
Dean of Students



Dr. Andrea I. Guzman Oliver
Associate VP
Student Outreach & Diversity



Dr. Kirk Dougher
Assistant VP
Health & Wellness



Dr. Larry Faerman
Executive Director
Housing & Residential Life/
Student Affairs Operations



Karen Gough
Executive Director
FAU Career Center



Rafael Zapata
Director
Campus Life
Broward Campuses

Pictured on right, are members of the Student Affairs Executive Leadership Team (SALT)

Divisional Goals

1. Develop a strategy for maximum impact on important BOG metrics for student retention and graduation.
2. Create meaningful living-learning communities on and/or near campus.
3. Engage all students in traditional collegiate experiences, such as on-campus activities and leadership development opportunities.
4. Develop a successful strategy for building a strong Town/Gown relationship that attracts national attention.
5. Provide leadership to the university's strategic platform regarding Healthy & Environmentally Sustainable Campus by reconfirming the university's Healthy Campus (HC) 2020 initiative.
6. Provide leadership to the university's strategic platform regarding Diversity.
7. Develop the program, fundraising, and construction strategy for a new Student Union and a new Health and Wellness Center.
8. Expand services and programs that increase military and veteran enrollment, retention, and graduation rates.
9. Design career services so that it is the best among the State University System (SUS).
10. Develop a comprehensive student transition program to support the university's strategic plan to increase international student enrollment.



Vision Statement

The Division of Student Affairs aspires to ignite purpose and passion in our students to become socially responsible and globally engaged leaders. We will challenge ourselves and our students, to accept and act upon our responsibility, to be role models who learn and act to create meaningful and impactful change at FAU and beyond.

Mission Statement


We create diverse, challenging and transformative environments through our innovative and effective programs, services, and outcomes-based approach to student learning and development.

We equip students with necessary tools to achieve academic, personal, and career success.

Core Values

The Division of Student Affairs core values are:

Diversity
Innovation
Integrity
Collaboration
Leadership
Wellness



Office of the Vice President

Parent & Family Programs

- Owl Parent Association Endowed Scholarship was established in 2015-16 with a **\$21,809** fund.
- Parent and Guest Orientation attendees increased 13% to 2,549 in 2015-16 (vs. 2,221 in 2014-15).

Shared Services

Contracts

- Implemented centralized contract software with 251 contracts signed and completed.
- Improved efficiency of the ASAB contract process.
- Centralized MOU process to help create consistent and uniformed MOU's.

Finance Administration

- Financial Services developed processes to verify and monitor spending and budget activity across the Division.
- Standardized E&G and Auxiliary Financial Reporting on a quarterly/annual basis.
- Improved reporting for financial and analytical metrics to the State Board of Governors.
- Management of expenditures and purchasing processes led to higher overall fund balances across the Division.
- Restructured Activity & Service Fee Accounting Budget operations, accounting processes and budgeting process.

Marketing & Communications

- Integrated the Office of Information Technology's (OIT) centralized ticketing system (Team Dynamix).
- **574** marketing and communications service request tickets completed.
- Successfully launched Owl Guides - **6,701 downloads**, 121,446 sessions/interactions.
- Created Social Media Governance Guidelines to integrate Hootsuite - a social media mass communication tool.
- Implemented FourWinds digital signage software centralizing campus-wide digital media displays allowing improved communication regarding programs and services to students, faculty/staff and other users.

Technology Services

- **1,245** technology service request tickets completed.
- Implementation of technology services team reduced workload requests to the OIT.
- Existing technology improvements included computer replacements and upgrades to Wifi, hardware and software.
- Major projects totaled **\$1.45M** including: Housing upgrade project (\$1.2M), E&G Computer Replacement project (\$110,000), Career Center Kuder project (\$70,000), Campus Rec Fusion project (\$40,000), Student Union equipment upgrade project (\$25,000).

Urban Male Initiative (UMI)

- 51 men entered UMI in 2nd year with 45% (23) completing the program compared to 23% in 2014-15 (19 of 84).

Campus Life

Campus Life – Jupiter/Broward

- 168 students, faculty and staff served the community at SAVI events.
- 7 new student organizations were formed.
- Campus recreation started the 1st annual Yogathon with 56 participants including FAU students, faculty and community members.
- Celebrated academic achievements and student involvement at the 25th Broward Achievement Awards with over 100 students, faculty, staff, and alumni.

Campus Recreation

- Facility rental revenue increased by **47%**, from \$19,536 to **\$28,787** in 2015-16.
- Increased Recreation & Fitness Center memberships by 7% from last year (2,296 vs. 2,140).
- 1,072 runners participated in the 2015 Homecoming Run for Autism.
- 139 people attended the 3rd annual Zumbathon fundraiser for Breast Cancer Awareness Month. Monies raised went to the Susan G. Komen Foundation for breast cancer research.

Fraternity & Sorority Life

- Total all-Greek student membership: 1,331 in 2015-16 (vs. 1,398 in 2014-15).

<u>Councils</u>	<u>Fall 2015</u>	<u>Spring 2016</u>
IFC	324	333
MGC	24	28
CPA	882	761
NPHC	101	106
Total	1,331	1,228

- Chapters raised **\$97,150** for philanthropy, an increase of 11% over last year \$87,156.



Student Activities & Involvement (SAI)

Student Government

- Staff on-boarded and trained over 300 student leaders.
- Programming board offered 66 events (including 20 weekend and 29 late night programs).
- TEDx FAU Jupiter: Innovate & Lead was Jupiter campus' largest to date with over 120 people in attendance.

Student Involvement

- Total number of Student Clubs 331: Boca-294, Broward-9, Jupiter-9.
- Students and student organizations fundraised over **\$223,000** for philanthropic causes.
- OwlThon (formerly Dance Marathon) increased revenue by 185% raising **\$189,000** (vs. \$66,000 in 2014-15).
- Student organizations hosted over **3,244** events on campus.
- Over **1,800 students** participated in the AliveTEK Hazing Prevention training.

Student Media

- Initiated new ad sales contract with MediaMate yielding \$3,030 in ad revenue for University Press.
- Produced 16 bi-weekly issues of the University Press, printing 3,000 copies per issue distributed on all campuses.
- Owl Radio and Hoot Wisdom Recordings hosted annual "Hoot Stock" concert attended by nearly 150 students.

Student Union

- Processed **6,365** student organization events in 2015-16.

<u>Events</u>	<u>Fall 2015</u>	<u>Spring 2016</u>
Campus Governance Events	131	129
Cultural Events	348	402
Recreation/Wellness Events	202	204
Service Events	176	140
Social Events	792	786
<u>General Events</u>	<u>1,642</u>	<u>919</u>
Total Events	3,567	2,798



Dean of Students

Dean's Office (Student Conduct, Case Management)

- Improved student tracking for cases resulting in a 21% increase in reported Student Conduct cases (2,624 vs. 2,168).
- Improved tracking of student services resulted in a **160%** increase in Case Management services offered (855 vs. 329).
- **97%** (235 of 243) of students requiring Case Manager assistance in fall 2015 did not require assistance the following semester (spring 2016) for the same issue.

New Student Orientation and Transfer Student Services

- 2016 Orientation Attendance Numbers (to date).

<u>Students</u>	<u>2015</u>	<u>2016</u>
Freshmen	3,739	3,741
Transfer	4,845	5,002
Freshmen guests	1,977	2,059
Transfer guests	572	682
Total	11,133	11,484

2016: Spring 2016, Summer 2016, Fall 2016 admitted students.



Weppner Center for LEAD and Service-Learning

- Lead & Serve sponsored programs participation grew **45%** in 2015-16 (**8,218** vs. 5,673).
- Student participation at high-impact signature events totaled **1,018**: iLead Conference (880), LeaderShape Conference (61) and WeLead Diversity Symposium (77).
- 100% increase in workshop participation (1,078 vs. 516) in 2015-16.
- Owl Breaks (formerly Alternative Spring Break) had 12% increase in participants (46 vs. 41 students).
- Established Beyond Food Program with more than **5,000 lbs.** of canned goods donated.
- Leadership Studies Minor offered five (5) new courses; **346** students enrolled (vs. 187 in 2014-15) over 16 courses (23 sections) - a 54% increase in enrollment.
- Days of Service participation saw a 19% increase (486 in 2014-15 to 579 in 2015-16).
- Number of student volunteers: 1,956 in 2015-16.
- The total Academic Service-Learning & Volunteer economic impact was **\$3.12M**.

<u>Engagement/Impact</u>	<u>2015-16</u>
Hours (Academic Service-Learning)	82,703
Economic Impact (Academic Service-Learning)	\$1.83M
Hours (Volunteer)	58,561
Economic Impact (Volunteer)	\$1.29M

The Mentoring Project (TMP) - part of Lead and Serve

- **\$764,489** given by private donor, highest in history of FAU's relationship with donor.
- Served **888** participants: 618 mentees and 270 mentors.
- Awarded **\$78,817** University Tech Fee to implement iPads and Chronus, a mentoring program management software.
- Hosted 17 professional development workshops serving 93 mentors and 31 Mentoring Council members.
- Connections mentees held higher mean GPAs than non-participants, fall 2015 (2.99 vs. 2.83) and spring 2016 (2.97 vs. 2.88).



Student Outreach & Diversity

Office of Diversity and Multicultural Affairs (ODMA)

- Engaged **1,194** (vs. 661) participants in cultural competency trainings (Safe Zone, ADL, specialized workshops) – an increase of 81%.
- Hosted 41 (vs. 27 in 2014-15) cultural, educational, and engagement programs/events – an increase of 52%.
- Supported 43 (vs. 39 in 2014-15) diversity and multicultural student organizations – an increase of 10%.
- Launched RISE program to promote academic success and personal growth for first-generation and underserved students; Provided **209 academic books to 150 students** with 87% of students completing the program.
- Developed “Real Talk”; a facilitated platform designed for students to engage in constructive and respectful dialogue to promote a better understanding of topical issues that impact society. Held 9 sessions (249 participants).

International Services

- Now part of the Center for Global Engagement, a joint initiative between VPSA and the Provost’s Office to create a hub for all international activities at FAU.
- Welcomed **1,247** international students and scholars on visa records in fall 2015 (vs. 1,075 in fall 2014), a 26% increase; **total number of records in spring 2016 was 1,361**.
- The Navitas program accounted for **94** of the new students (52 in 2014-15), an **81%** increase.
- Increased the number of new international students from 229 to **306**, a 39% increase.



Office of Military and Veterans Affairs (OMVA)

- Rated **6 consecutive years** as “**Military Friendly**” by Victory Media (Military Times Publication) and “**Best for Vets**” by Military.com (GI Jobs Publications).
- Increased the usage rate of the Military and Veterans Student Resource Center by 75% when compared to 2014-2015. Average usage rate of 132 visits per month.
- Secured **\$34,500** for military and veteran student scholarships, emergency relief funds, and center enhancements.
- Secured **\$40,000** donation for the establishment of the Palm Beach Investment Research Group Scholars Fund.
- Issued 10 Cost of Attendance scholarships worth \$19,000 in 2015-16 (2 for \$5,000 in 2014-15).
- Issued 9 Emergency Relief Fund grants totaling **\$22,500** (1 for \$2500 in 2014-15) to military and veteran students.
- Increased programs/events from 8 to 17 in 2015-16 – an increase of 113%.
- Received **\$135,000** grant in conjunction with the College of Business and FAU Tech Runway for the establishment of a Veterans Entrepreneurship Program.
- Collaborated with Academic Affairs to place **23 Veteran Liaisons** in schools and college
- **13 community partnerships** in 2015-16 – an increase of 117% (6 in 2014-15).

American Legion

Elks Lodge

Joe DiMaggio's Children's Hospital

Mission Continues

Mission United

NFL Alumni

Outward Bound

Palm Beach Veterans Affairs Committee

Project Courage Foundation

Team Red, White & Blue


Veterans Trust

Vietnam Veterans of America

Wounded Warrior Project

Upward Bound

- **80%** of seniors (6) graduated from high school and were accepted into college.
- 33 participants fully attended the Summer Enrichment Program, a **65%** increase (20 participants in 2014-15).



Career Center

Career Advising Counseling & Education

- Held **2,066** (vs. 1,695) individual career counseling appointments – a 22% increase.
- Held **2,811** (vs. 2,610) same-day career advising sessions.
- Conducted **4,406** career assessments.
- Delivered 2 courses (14 sections) for 205 total students ; 1 course (10 sections) for 196 students in 2014-15.
- Established OWL Professional Clothes Closet with **994** items donated by community; **Featured on local ABC affiliate TV station (WPBF).**

Career Technology & Operations

- Awarded a University Tech Fee of **\$67,450** for implementation of Kuder, a Computer Assisted Career Guidance system.
- Webpage visits increased 24% (643,751 vs.519,241 last year).

Employer Relations & Recruitment Services

- Employer participation at FAU career fairs increased **30%** (550 vs. 423).
- **Posted 6,398 full-time and part-time professional jobs.**
- Held 19 Employer information sessions.
- Career Fair student attendees increased by **37%** (1,288 vs. 940).

Internships & Co-ops

- Posted **1,978 internship and co-op positions** in OWL CareerLink - an increase of 18% (1,676).
- **164% growth** (81 to 214) in students registering for internship/co-op courses.
- Launched Professional Internship Course (IDS 3949), increasing enrollment in FAU Career Center managed internship courses.
- Placed the first Career Center liaisons in Colleges of Engineering & Computer Science, Business, and Arts & Letters.



Health & Wellness

Counseling and Psychological Services (CAPS)

- Scheduled 320 emergency appointments, a 31.7% increase from the 243 emergency appointments 2014-2015.
- **95%** of student clients indicated that they were satisfied with the services they received (93% in 2014-15).
- Experienced a **100%** increase in participation for World Suicide Prevention Day; A total of **755** participants completed online or live suicide prevention trainings.
- First “Out of the Darkness” Suicide Awareness and Prevention Walk held with more than 175 people and raised over **\$9,000**.

Owls Care Health Promotion

- **20,407** students have completed “Think About It”, Title IX training, since its launch at FAU. In 2015-16, 6,000 students completed Part I, 1,298 completed Part II, and 237 completed Part III.
- 2,875 graduate students and 970 adult learners completed the newly developed versions of Title IX training.

Student Accessibility Services (SAS)

- 1,156 total students with disabilities accommodated on all campuses increased 5% (vs. 1,097).
 - Boca campus - 994 vs. 947
 - Broward campus - 89 vs. 91
 - Northern campus - 73 vs. 59
- Celebrated the graduation of **202** SAS students – an 8% increase from past year (187). Degrees Awarded: 175 bachelors, 24 masters; one specialist, and two MDs.
- Johnson Scholarship funds increased **72%** this year - **\$251,699** vs. \$ 146,561 (highest amount in the SUS system).
- Awarded three technology fee proposals totaling **\$59,721** for equipment for the provision of accessible examination, an Accessible Reading initiative, and an Assistive Technology Resource Center Equipment Renewal.

Student Health Services

- Provided 930 doses of influenza vaccine, a 16% increase from 2014-15 (800 doses).
- Total student encounters served on all campuses: 10,140.



Housing & Residential Life

Finance & Operations

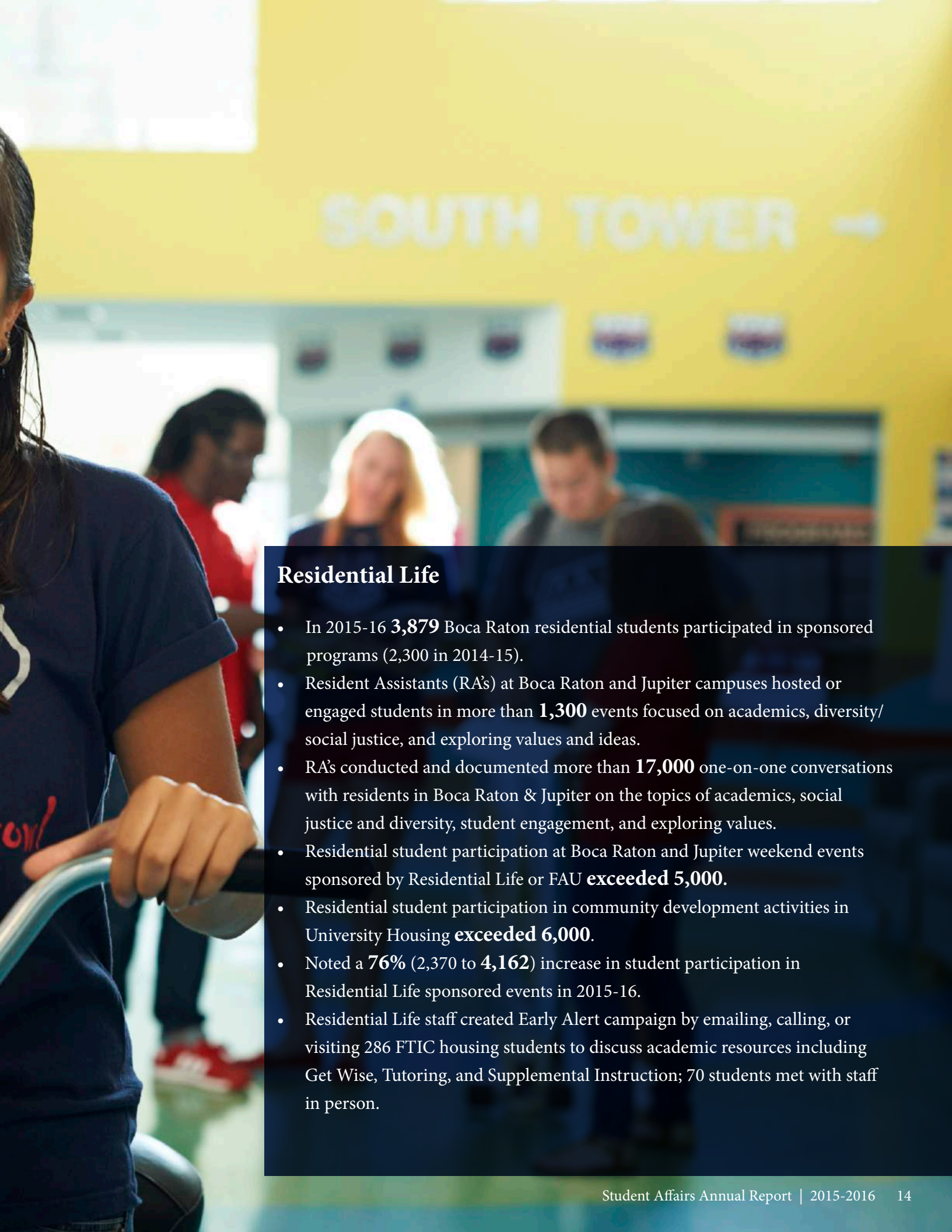
- **1,345,214** plastic bottles diverted from landfills due the installation of hydrofilling stations.
- 14,422 work orders in 2015-16 with a 99% completion rate.
- Consolidated mail package centers from six (6) centers to three (3) centers leading to increased efficiency and financial savings.

Jupiter Campus

- 283 Jupiter residential students participated in sponsored programs/events in 2015-16 (201 in 2014-15).
- Increased availability for Honors College students beds leading greater than 100% design occupancy.
- Implemented Faculty Associate program in collaboration with the Honors College.

Occupancy Management

- Increased renewal contracts: 2,404 vs. 1,804 last year, a bump of 33%.



SOUTH TOWER →

Residential Life

- In 2015-16 **3,879** Boca Raton residential students participated in sponsored programs (2,300 in 2014-15).
- Resident Assistants (RA's) at Boca Raton and Jupiter campuses hosted or engaged students in more than **1,300** events focused on academics, diversity/ social justice, and exploring values and ideas.
- RA's conducted and documented more than **17,000** one-on-one conversations with residents in Boca Raton & Jupiter on the topics of academics, social justice and diversity, student engagement, and exploring values.
- Residential student participation at Boca Raton and Jupiter weekend events sponsored by Residential Life or FAU **exceeded 5,000**.
- Residential student participation in community development activities in University Housing **exceeded 6,000**.
- Noted a **76%** (2,370 to **4,162**) increase in student participation in Residential Life sponsored events in 2015-16.
- Residential Life staff created Early Alert campaign by emailing, calling, or visiting 286 FTIC housing students to discuss academic resources including Get Wise, Tutoring, and Supplemental Instruction; 70 students met with staff in person.

We're all about
STUDENTS

Division of Student Affairs
vpstudentaffairs@fau.edu | fau.edu/student