



He ran. Have the student repeat the sentence after someone says it first

2

She ran.

4

He ate the apple.

8

We like Candy.

11

The dog ran fast.

15

The cat ate fish.

19

The boy played games.

23

The man was driving a car.

29

She wanted him to jump rope.

35

The painter painted the house red.

41

John goes to the school in town now.

49

He wanted to write his name on the white paper.

59

She wanted him to count the red and blue checkers.

69

A big black cat and a little dog sat in the street.

81

The book was about the yellow duck and the red bowl.

92

He used to ride a big yellow bus that went up and down the hill.

107

They walked to the little store down the street to buy some milk and bread.

122

She gave the man two nickels and three quarters to pay for the milk and bread today.

139

He wrote his name and address on the big brown envelope and put it in the box.

156

Tomorrow we will go for a ride in the new car to see the pretty country.

182



ORANGE COUNTY PUBLIC SCHOOLS  
PRECISION TEACHING PROJECT  
ORLANDO, FLORIDA

Hear-Write

Directions

RR-16

It is beneficial for the teacher to devise direction practice sheets that will relate more to the students' everyday work. Directions can be given to students orally and the responses written within one minute. Since a few answers on directions require spelling it is best to give credit for each letter written in correct order. Any omissions are counted as errors. For example, if a student writes her name **KATY** for Kathy the count would be 4 correct and 1 incorrect.

It may be advisable to increase timings to two or three minutes if one minute does not seem long enough for the students to complete the answers. For any timing over one minute the correct and incorrect score should be divided by the number of minutes to get the count per minute. (For example, Correct score = 28, Incorrect score = 6, Time period = 2 minutes.  $28/2 = 14$  correct count per minute.  $6/2 = 3$  incorrect count per minute.) These scores can now be recorded and charted.

Sample Directions:

1. Write your name
2. Circle the first word
3. Put an X on the tree



ORANGE COUNTY PUBLIC SCHOOLS  
PRECISION TEACHING PROJECT

ORLANDO, FLORIDA

see-mark

Matching Letters

RR-17

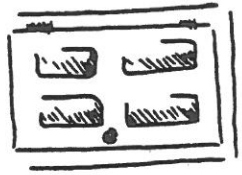
Mark the matching letters in each box

|   |         |   |         |   |         |    |
|---|---------|---|---------|---|---------|----|
| q | o u c q | d | s d e c | w | o m w c | 3  |
| z | s e l z | d | d p b f | x | x s t f | 6  |
| w | u q w x | f | h l f p | e | c o e s | 9  |
| x | x q w y | g | q g s j | v | w m u v | 12 |
| e | d e c o | h | d y b h | t | f t h l | 15 |
| c | d e p c | j | j g y w | y | n o w y | 18 |
| r | e r f c | k | d k t h | u | n m p u | 21 |
| v | v u w y | l | t l f g | l | j k f o | 24 |
| t | k f t h | o | c o e s | p | p b g y | 27 |
| b | p q d b | s | s t c e | o | c o a p | 30 |
| y | p j g y | b | d b p c | a | h a c b | 33 |
| n | m n w r | c | o e c g | q | g p q h | 36 |
| u | w u o y | h | h d s f | j | j p y n | 39 |
| m | n x m u | z | u z w s | m | n w m r | 42 |
| l | j t l l | r | n r u w | f | t l f s | 45 |
| p | q p d b | q | p q g y | l | f h i k | 48 |
| n | r t u n | e | m e c p | g | p f i g | 51 |
| j | c j g p | f | q t v f | l | l f d c | 54 |

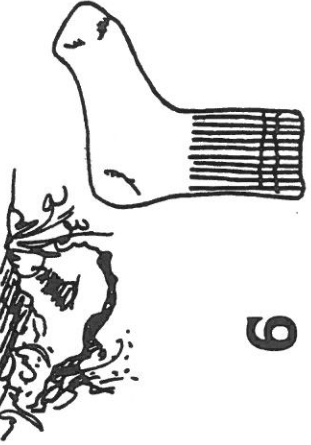
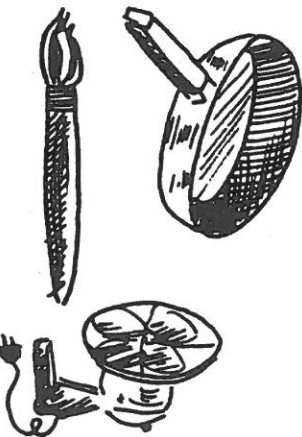
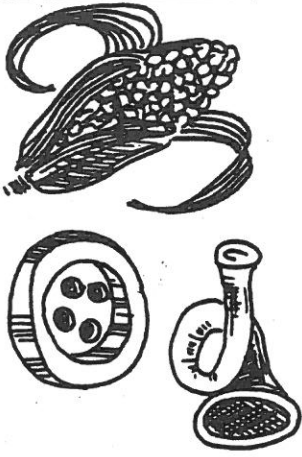



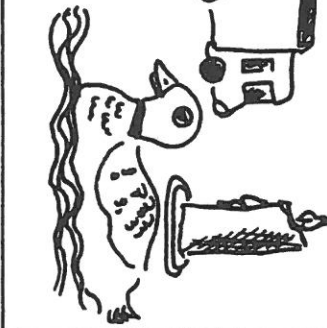

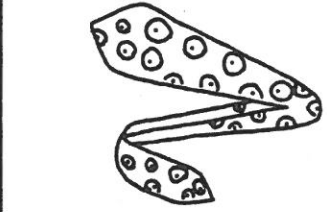
Mark the matching shapes in each box

|  |  |  |  |  |    |
|--|--|--|--|--|----|
|  |  |  |  |  | 5  |
|  |  |  |  |  | 10 |
|  |  |  |  |  | 15 |
|  |  |  |  |  | 20 |
|  |  |  |  |  | 25 |
|  |  |  |  |  | 30 |
|  |  |  |  |  | 35 |
|  |  |  |  |  | 40 |
|  |  |  |  |  | 45 |


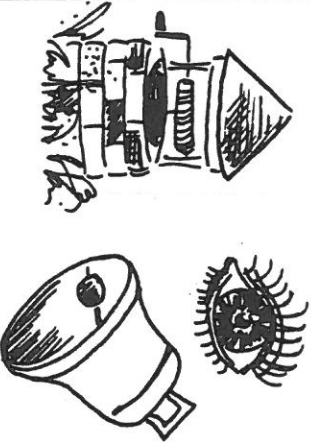
Mark the words in each box that rhyme



4

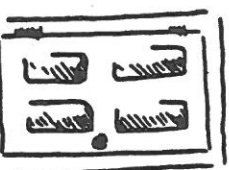


9




Mark the words in each box that rhyme


door




4 four



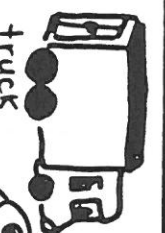
tie




pie




truck



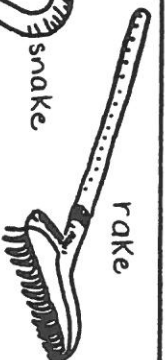
duck




snake




rake




house




mouse



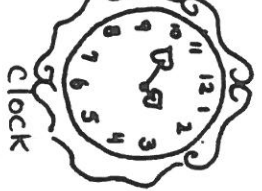
star




car




clock




lock




book




hook




corn




horn




cat




hat



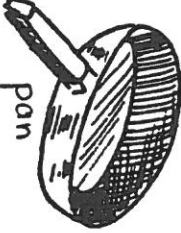
hat




bat



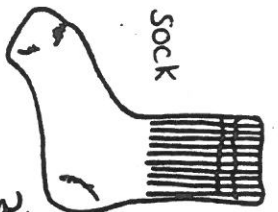
pan




fan




sock




rock



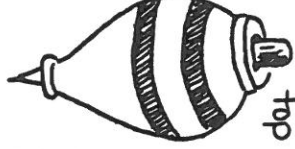
well




bell




top




mop



pail



whale





ORANGE COUNTY PUBLIC SCHOOLS  
PRECISION TEACHING PROJECT  
ORLANDO, FLORIDA

think-say

Alphabet

RR-20

DIRECTIONS:

The student says the alphabet orally repeatedly for one minute. One correct count is given for each letter the student says in correct sequence. Each omission is counted as an error.

Example: If the student's response in one minute is a b c d e f g h i j k l m o p r s t u w x y z/a b c d e f h, the count would be 30 correct and 4 incorrect.

A quick way to find the count is to multiply the number of times the alphabet was completed by twenty-six. (the number of letters in the alphabet) Be sure to add any extra letters that were said.

Example: The alphabet was repeated 5 times with these extra letters:

a b c d e f g h i

$5 \times 26 = 130 + 9 = 139$  correct, 0 incorrect.



ORANGE COUNTY PUBLIC SCHOOLS  
PRECISION TEACHING PROJECT  
ORLANDO, FLORIDA

see-say

Lower Case

RR-21

k u r w h o q d l i x z t m e n c i d b 19

v p s f q y j t n h j o w d c i d k m 38

z p f g s y u x e q l r b v p f t l b 57

e q g h c l n x k u s j y r z w d o d 76

v m n d e k z d s p q o j l w r y g b 95

f h o l x t m n z d c b l d q y j k g 114

e s h q n c l p d u y f j k x r w o d 133





ORANGE COUNTY PUBLIC SCHOOLS  
PRECISION TEACHING PROJECT  
ORLANDO, FLORIDA

see-say

Upper Case

RR-22

T D I N J H K U B L R V F Y P C E G M 1

O Z A X S W Q Z M T W X F C K A R E L 3

H G N I O Q V Y U S P B J D Y K T M W 5

F X Z N O Q A U J L B E H R V I S P D 7

G C Y B V R X N W P E D Q S H K U M A 9

D B W Y G U A H V C P R N X K M Q E S 11

V R D A P K W X Y B U H M Q E N S V I 13



ORANGE COUNTY PUBLIC SCHOOLS  
 PRECISION TEACHING PROJECT  
 ORLANDO, FLORIDA

see-say

Letter Names  
 (Upper/Lower case)

RR-23

t R e T n Q d S C F r I z o Y o U b X 19

g X U I B G N O A D K y h w i J E M J 38

q V v d f s L P Z H w m i P d s X r t 57

Q w g A f o b e h y I K v d y n C D i 75

J R P T B o M v E U N J w X H L z q z 95

b F C d h J G N I K y w V x S u t r o 114

R e H s i X J w d G U o b D n c A z U 133



ORANGE COUNTY PUBLIC SCHOOLS  
PRECISION TEACHING PROJECT

ORLANDO, FLORIDA

Mark the matching letters in each box

see-mark

Matching Letters

RR-24

|   |           |   |         |   |         |   |         |    |
|---|-----------|---|---------|---|---------|---|---------|----|
| Q | O Q P Y   | A | Q C D O | K | Y Z K E | G | A G X I | 4  |
| Z | R Z N S   | D | X I D E | H | D X H I | M | C Q R M | 8  |
| W | M O G W   | h | H L M S | M | m d o s | d | D O S I | 12 |
| X | S X R t   | p | Q R P O | r | R c W e | N | Y t n u | 16 |
| e | E S N O   | F | A f Y q | I | F L Q P | v | V m B d | 20 |
| C | d c t s   | K | K b g h | n | g e N M | Z | X Z P S | 24 |
| R | n Q G r   | I | L Z I m | L | O I s t | o | D b O I | 28 |
| V | W V M B   | q | B A V S | o | h o Q r | q | S G H Q | 32 |
| t | B e T g   | B | T b F N | q | B g R Q | C | P J C O | 36 |
| b | H I B K   | E | e c O u | S | F J M O | h | H U S d | 40 |
| Y | X Y S d   | J | X R J v | U | I U E N | R | n J M r | 44 |
| N | C N P m   | s | v S M f | X | I P X G | I | I Z I G | 48 |
| U | I J J U I | v | T V d b | o | d S Q o | t | f T K o | 52 |
| m | g M P I   | Z | h Z g Q | P | M U P g | e | D E H B | 56 |
| d | C D O I   | W | H n W J | T | v t J N | Q | G n c q | 60 |
| f | d p F S   | C | t u S C | Y | b s d y | J | g J q s | 64 |
| g | U V G L   | G | f P O g | b | t e I B | I | W L P z | 68 |
| J | J R S Q   | I | L I b e | f | A F X S | Y | S t y v | 72 |
| P | c r p I   | D | d m b s | r | R X P d | e | q t E B | 76 |



ORANGE COUNTY PUBLIC SCHOOLS  
PRECISION TEACHING PROJECT  
ORLANDO, FLORIDA

hear-write

Writing Letters

RR-25

**DIRECTIONS:**

This task may be measured several different ways. One, ask the child to write the upper case form as you dictate letter names. Second, ask the child to write the lower case form as you dictate letter names. Third, have the child write the form you dictate, "upper case d", "lower case f" etc..... Always be sure to use a random order of letter names. Check the number of correct and incorrect letters written.